



THE UNITED KINGDOM VEHICLE APPROVAL AUTHORITY


COMMUNICATION CONCERNING THE APPROVAL GRANTED⁽⁴⁾ / APPROVAL EXTENDED⁽⁴⁾ /
APPROVAL REFUSED⁽⁴⁾ / APPROVAL WITHDRAWN⁽⁴⁾ / PRODUCTION DEFINITELY
DISCONTINUED⁽⁴⁾ OF A WHEEL TYPE, PURSUANT TO REGULATION NO. 124



Approval No: 124R-001139

Extension No: Not applicable

1. Wheel manufacturer: ACACIA Srl
2. Wheel type designation: M155 7,0x17
 - 2.1. Category of replacement wheels: Pattern part replacement wheels
 - 2.2. Construction material: Aluminium Alloy Al-Si 7%
 - 2.3. Method of production: Cast
 - 2.4. Rim contour designation: 7,0 J x 17 H2
 - 2.5. Wheel inset/outset: ET 48
 - 2.6. Wheel attachment: PCD 4 x 100
 - 2.7. Maximum wheel load and respective theoretical rolling circumference:
4.905 N (500 kg) and 1.935 mm
3. Address of the manufacturer:
ACACIA Srl
Via Pezzagrande D/2
84025 Eboli (SA) - Italy

4. If applicable, name and address of manufacturers' representative: Not applicable
5. Date on which the wheel was submitted for approval tests: 30 September 2014
6. Technical Service responsible for carrying out the approval test: Vehicle Certification Agency
7. Date of test report issued by the Technical Service: 23 January 2015
8. Number of test report issued by the Technical Service: MSQ309538
9. Any remarks: Approval to Supplement 1
10. Approval: GRANTED/ EXTENDED/ REFUSED/ WITHDRAWN⁽¹⁾
11. Reason(s) for the extension (if applicable): Not applicable
12. Place: BRISTOL
13. Date: 31 JANUARY 2015
14. Signature:  A. W. STENNING
Head of Technical and Quality Support Group
15. Annexed is a list of documents making up the approval file, deposited with the Competent Authority which granted approval, a copy can be obtained on request.

⁽¹⁾ Strike out what does not apply.

Sede: Via Pezzagrande D/2 84025 Eboli (SA) Italy
 Phone: +39 0828 342711 Fax: +39 0828 342733
 Sito: www.wspitaly.com E-mail: info@wspitaly.com
 Cap.Soc. 600.000, 00 i.v. C.F. e P.IVA: 03582250654

ACACIA s.r.l.

OMOLOGAZIONE DI UNA RUOTA
WHEEL'S APPROVAL
REGOLAMENTO ECE R124.00 Suppl 1
REGULATION ECE R124.00 Suppl 1

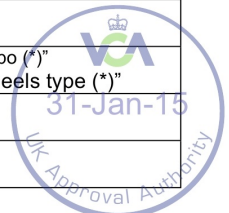
VEHICLE CERTIFICATION AGENCY
 C/o Mr. Meadows
 1 The Eastgate Office Centre
 Eastgate Road
 Bristol BS 5 6XX
 United Kingdom

ALLEGATO 10 – ANNEX 10

Documentazione Tecnica - Technical Documentation

Ruota Tipo – Wheel Type : MI55 7,0x17

1		Fabbricante della Ruota Wheel manufacturer	ACACIA S.r.l. Via Pezzagrande D/2 - 84025 Eboli (SA)					
2		Marchio commerciale del costruttore Manufacturer trademark	WSP ITALY					
3		Tipo Ruota Wheel type	MI55 7,0x17					
4		Designazione Commerciale Commercial name	W1655 / TROIA					
5		Indirizzo dello stabilimento di fabbricazione Plant address						
6	3.1.1.0	Identificativo Disegni Drawings identifications	(allegato 3 / annex 3);					
7	3.1.2	Caratteristiche tecniche Technical characteristics						
8	3.1.2.1	Categoria delle ruote sostitutive Category of replacement wheels	Punto 2.4.4 Reg. 124 "Ruota sostitutiva replica parziale" - Monopezzo Point 2.4.4 Reg. 124 "Pattern Part Replacement Wheel" - One Piece					
9	2.2.7	Metodo di fabbricazione Method of production	Fusione Cast					
10	3.1.2.2	Designazione Internazionale del cerchio International wheel description	Size	ET	PCD	CB	Colore	
		Variante	Versione					
		1	1	7,0Jx17 H2	48	4x100	56,1	Matt Gun Metal Polished
11	3.1.2.3	Coppia di serraggio colonnette o dadi (kgm) Tightening torque for studs and nuts	12 kgm					
12	3.1.2.4	Metodo Fissaggio dei pesi di equilibratura Fixing method of balancing weights	A innesto su balconata cerchio o adesivi interni al canale su bordo interno o esterno / Clip on weights on wheel lip and adhesive weights on wheel					
13	3.1.2.5	Accessori per il montaggio Additional mounting components	Vengono usati coprimozzi e bulloneria originali Original Cap and studs					
14	3.1.2.6	Norma internazionale di riferimento International standard reference	E.T.R.T.O. (European Tires and Rim Technical Organization)					
15	3.1.2.7	Idoneità al montaggio tubeless Suitable for tubeless tyre mounting	Sì Yes					
16	3.1.2.8	Tipi di valvole Suitable valves types	V2.03.1 (Standard ETRTO)					
17	3.1.2.9	Portata massima della ruota e relativa circonferenza teorica di rotolamento Maximum wheel load and respective theoretical rolling circumference	Varianti/Versioni: 1/1 : 4.905 N (500 kg) and 1.935 mm					
18	3.1.2.10	Pressione di gonfiaggio massima pneumatici Recommended maximum inflation pressure	La pressione di gonfiaggio è quella del costruttore dei veicoli (max3,5bar) / Maximum Inflation pressure as vehicle manufacturer data (max3,5 bar)					
19	3.1.2.11	Materiale Impiegato - Composizione Materiale Material – Material Composition	Vedi Pagina 2 "Materiale impiegato e Composizione" e Lab Report (all.1) See Page 2 "Material and Composition" and Lab Report (all.1)					
20	3.1.2.12	Dimensione pneumatici da costruttore veicoli Tyre size designations specified for vehicle OEM	Varianti/Versioni: 1/1: 205 / 45 R17 84V					
21	3.1.3.a	Caratteristiche del veicolo Vehicle Characteristics	Vedi Pagina 2 "Lista dei veicoli" See Page 2 – "List of vehicles"					
22	3.1.3.b	Ulteriori caratteristiche Additional characteristics	No					
23	3.1.3.c	Istruzioni per il montaggio Fitting Instructions Details	Vedi allegato 2 – "Istruzioni di montaggio per ruota tipo (*)" See annex 2 – "Fitting Instruction details for wheels type (*)"					
24	3.1.3.d	Requisiti Supplementari Additional Requirements	Vedi pagine da 2 a 5 See pages 2 to 5					
25	3.1.4	Ruote campione rappresentative Representative Sample Wheel	Vedi punto 10 – See point 10					



Ruota Tipo – Wheel Type : MI55 7,0x17

Materiale Impiegato e Composizione Material and Composition

Lega di Alluminio Al-Si 7% - Aluminum Alloy Al-Si 7%

Si: min 6,50% - max 7,50% Fe: min 0,00% - max 0,15% Al: min 92,0% Cu: min 0,00% - max 0,20%

Mn: min 0,00% - max 0,20% Mg: min 0,25% - max 0,32% Zn: min 0,00% - max 0,30%

Ti: min 0,08% - max 0,18% Sr: min 0,04% - max 0,08%

Caratteristiche meccaniche minime Minimum mechanical properties

Resistenza a Rottura / Strength at Break Rm : 228 MPa

Resistenza allo snervamento / Yield Strength Rp0,2 : 166 MPa

Allungamento a Rottura/ Elongation at Break A : 4%

Caratteristiche del/i veicolo/i Vehicle's Characteristics

Varianti/Versioni: 7,0x17 ET48 4x100 56,1

Vehicle Type	Vehicle Model (*)	Approval No.	Performance (km from 0)	Permissible tyre size front and rear axle (*)	Additional conditions and advice
MINI	Vehicle Model under approval No. e1*2007/46-65/2012*0369	e1*2007/46-65/2012*0369	--	Measures under approval No. e1*2007/46-65/2012*0369	See points (11) – (15)
MINI	Vehicle Model under approval No. e1*2007/46-385/2009*0369	e1*2007/46-385/2009*0369	--	Measures under approval No. e1*2007/46-385/2009*0369	See points (11) – (15)
MINI	Vehicle Model under approval No. e1*2007/46-371/2010*0369	e1*2007/46-371/2010*0369	--	Measures under approval No. e1*2007/46-371/2010*0369	See points (11) – (15)
MINI	Vehicle Model under approval No. e1*2007/46-678/2011*0369	e1*2007/46-678/2011*0369	--	Measures under approval No. e1*2007/46-678/2011*0369	See points (11) – (15)
MINI	Vehicle Model under approval No. e1*2007/46-385/2009*0370	e1*2007/46-385/2009*0370	--	Measures under approval No. e1*2007/46-385/2009*0370	See points (11) – (15)
MINI	Vehicle Model under approval No. e1*2007/46-371/2010*0370	e1*2007/46-371/2010*0370	--	Measures under approval No. e1*2007/46-371/2010*0370	See points (11) – (15)
MINI	Vehicle Model under approval No. e1*2007/46-678/2011*0370	e1*2007/46-678/2011*0370	--	Measures under approval No. e1*2007/46-678/2011*0370	See points (11) – (15)
MINI	Vehicle Model under approval No. e1*2007/46-385/2009*0371	e1*2007/46-385/2009*0371	--	Measures under approval No. e1*2007/46-385/2009*0371	See points (11) – (15)
MINI	Vehicle Model under approval No. e1*2007/46-371/2010*0371	e1*2007/46-371/2010*0371	--	Measures under approval No. e1*2007/46-371/2010*0371	See points (11) – (15)
MINI	Vehicle Model under approval No. e1*2007/46-678/2011*0371	e1*2007/46-678/2011*0371	--	Measures under approval No. e1*2007/46-678/2011*0371	See points (11) – (15)
MINI	Vehicle Model under approval No. e24*2007/46-65/2012*0023	e24*2007/46-65/2012*0023	--	Measures under approval No. e24*2007/46-65/2012*0023	See points (11) – (15)
MINI	Vehicle Model under approval No. e24*2007/46-582/2011*0023	e24*2007/46-582/2011*0023	--	Measures under approval No. e24*2007/46-582/2011*0023	See points (11) – (15)
MINI	Vehicle Model under approval No. e1*70/156-98/14*0168	e1*70/156-98/14*0168	--	Measures under approval No. e1*70/156-98/14*0168	See points (11) – (15)
MINI	Vehicle Model under approval No. e1*70/156-2001/116*0231	e1*70/156-2001/116*0231	--	Measures under approval No. e1*70/156-2001/116*0231	See points (11) – (15)
MINI	Vehicle Model under approval No. e1*70/156-2007/37*0343	e1*70/156-2007/37*0343	--	Measures under approval No. e1*70/156-2007/37*0343	See points (11) – (15)
MINI	Vehicle Model under approval No. e1*70/156-2001/116*0343	e1*70/156-2001/116*0343	--	Measures under approval No. e1*70/156-2001/116*0343	See points (11) – (15)

(*) More Info : www.wspitaly.com

RELAZIONE SUPPLEMENTARE - ADDITIONAL REPORT

Requisiti supplementari di cui all'allegato 10 punti 2.1, 2.2, 2.3 e 2.4 del regolamento ECE/ONU n° 124

Additional requirements referred to attachment 10 points 2.1, 2.2, 2.3 and 2.4 of Regulation No. 124 UN/ECE

2.1 Controllo dell'ingombro della ruota

Il controllo dell'ingombro è relativo al profilo di ingombro interno degli organi di sospensione, sterzata e frenatura dei veicoli su cui il cerchio deve essere installato. Tuttavia tale controllo non è necessario che venga esperito nel caso in cui il profilo della ruota oggetto dell'omologazione sia esterno a quello della ruota sostitutiva del costruttore. Ove mai tale condizione non si verificasse sarebbe invece necessario procedere a verifica delle tolleranze tra profilo ruota e profili di ingombro interno, ovvero verificare che:

- 1) luce minima per i componenti dei freni (caso peggiore, ad esempio con nuove guarnizioni per freni): > 3 mm
- 2) luce minima per i componenti della sospensione (ad esempio, bracci superiori e inferiori della sospensione): > 4 mm;
- 3) luce minima per i componenti dello sterzo (ad esempio, tirante trasversale e snodi del gruppo leveraggio dello sterzo): > 4 mm
- 4) luce minima tra i pesi di equilibratura e i componenti del veicolo: > 2 mm.

VERIFICA

Per garantire quanto richiesto dalla norma, occorre individuare le ruote del costruttore per il/i veicolo/i su cui la ruota in omologazione è destinata ad essere montata.

Ruota Tipo – Wheel Type : MI55 7,0x17

CASO	Designazione Internazionale del cerchio International wheel description		Size	ET	PCD	CB	Vehicle Type (*)	Vehicle Model Name (*)	Approval No.
	Varianti	Versioni							
A	1	1	7,0 J X 17 H2	48	4x100	56.1	Vehicle Type and Vehicle Model Name under approval No. e1*2007/46-65/2012*0369	e1*2007/46-65/2012*0369	
							Vehicle Type and Vehicle Model Name under approval No. e1*2007/46-385/2009*0369	e1*2007/46-385/2009*0369	
							Vehicle Type and Vehicle Model Name under approval No. e1*2007/46-371/2010*0369	e1*2007/46-371/2010*0369	
							Vehicle Type and Vehicle Model Name under approval No. e1*2007/46-678/2011*0369	e1*2007/46-678/2011*0369	
							Vehicle Type and Vehicle Model Name under approval No. e1*2007/46-385/2009*0370	e1*2007/46-385/2009*0370	
							Vehicle Type and Vehicle Model Name under approval No. e1*2007/46-371/2010*0370	e1*2007/46-371/2010*0370	
							Vehicle Type and Vehicle Model Name under approval No. e1*2007/46-678/2011*0370	e1*2007/46-678/2011*0370	
							Vehicle Type and Vehicle Model Name under approval No. e1*2007/46-385/2009*0371	e1*2007/46-385/2009*0371	
							Vehicle Type and Vehicle Model Name under approval No. e1*2007/46-371/2010*0371	e1*2007/46-371/2010*0371	
							Vehicle Type and Vehicle Model Name under approval No. e1*2007/46-678/2011*0371	e1*2007/46-678/2011*0371	
							Vehicle Type and Vehicle Model Name under approval No. e24*2007/46-65/2012*0023	e24*2007/46-65/2012*0023	
							Vehicle Type and Vehicle Model Name under approval No. e24*2007/46-582/2011*0023	e24*2007/46-582/2011*0023	
							Vehicle Type and Vehicle Model Name under approval No. e1*70/156-98/14*0168	e1*70/156-98/14*0168	
							Vehicle Type and Vehicle Model Name under approval No. e1*70/156-2001/116*0231	e1*70/156-2001/116*0231	
							Vehicle Type and Vehicle Model Name under approval No. e1*70/156-2007/37*0343	e1*70/156-2007/37*0343	
Vehicle Type and Vehicle Model Name under approval No. e1*70/156-2001/116*0343	e1*70/156-2001/116*0343								

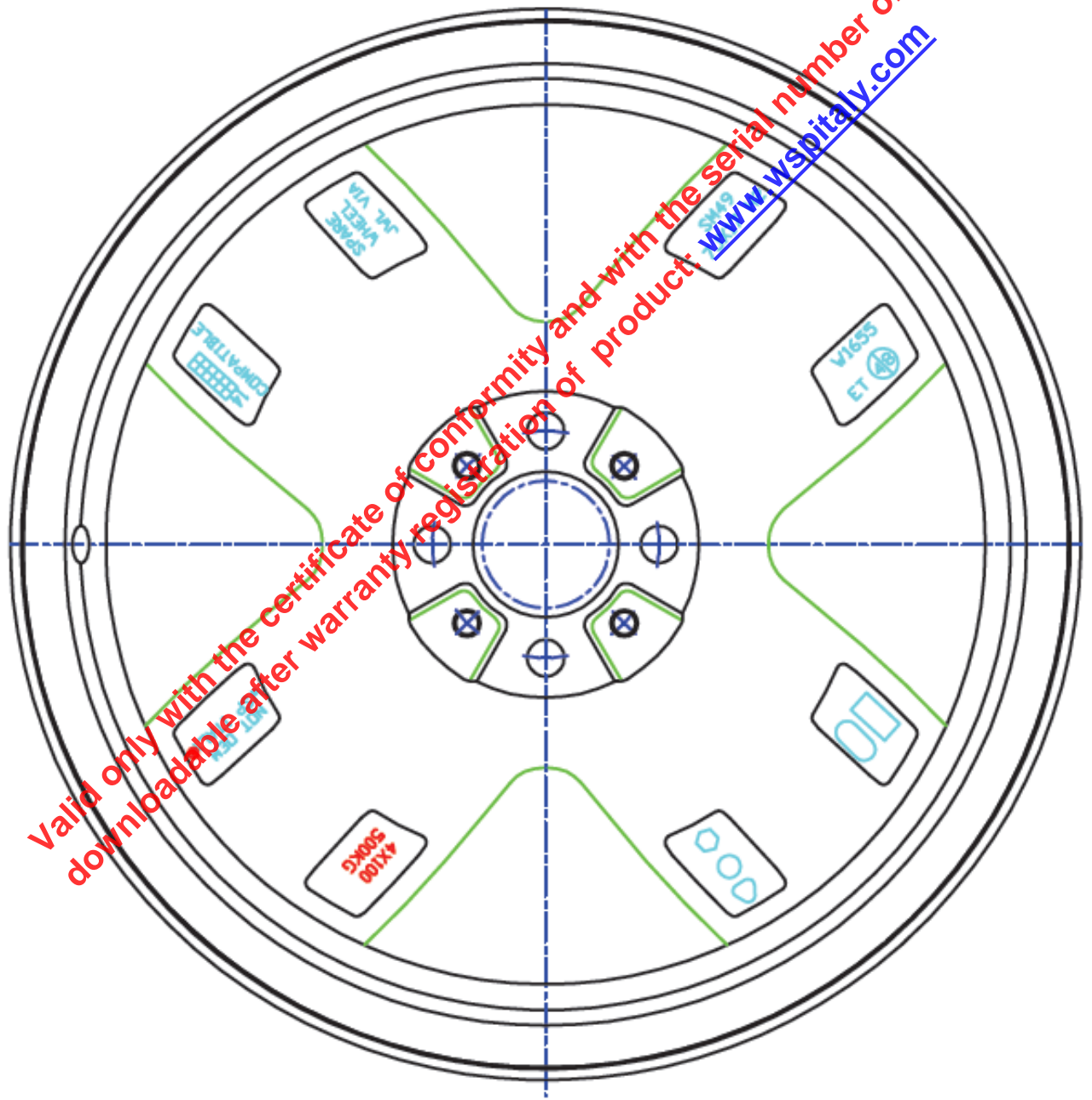
(*) More Info : www.wspitaly.com

In tutti i casi lo specifico componente della Famiglia in omologazione ha profilo esterno alla ruota sostitutiva del costruttore. Pertanto non occorre dare luogo alla verifica dei profili di ingombro. (Vedi allegato 3B).

2.1 Wheel Calliper Check

The wheel calliper check is referred to the inner contour of the wheel and the space for the suspension, steering and brake components of the vehicle on which the wheel must be mounted.

In the case where the calliper is outside the vehicle manufacturer's replacement wheel calliper, isn't necessary to carry out a check of wheel operating clearance respect to brake, suspension and steering components. In the case where the calliper is inside the vehicle manufacturer's replacement wheel calliper, the check shall be carried out in order to fulfill the following criteria:



Valid only with the certificate of conformity and with the serial number of the wheels
downloadable after warranty registration of product www.wspitaly.com